

4. What data can we collect and how?

Data

Data means information. You can collect data and show it in tables, charts or graphs. It will make the information easier to read and understand.



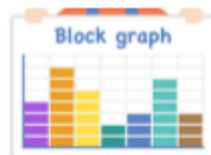
Tally Charts

A tally chart uses tally marks to show data. This tally chart shows you the favourite fruit of a group of children.

Fruit	Tally	Total
		4
		5
		3
		10
		9

Block Graphs

A block graph shows data using blocks. Each block on the graph represents the favourite fruit of one child. You can use the numbers on the left of the graph to work out the total for each fruit.



Bar Charts


A bar chart is like a block graph, but it shows information using a bar.



4. What data can we collect and how?

Data

Data means information. You can collect data and show it in tables, charts or graphs. It will make the information easier to read and understand.



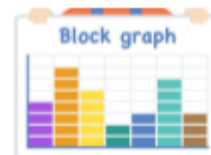
Tally Charts

A tally chart uses tally marks to show data. This tally chart shows you the favourite fruit of a group of children.

Fruit	Tally	Total
		4
		5
		3
		10
		9

Block Graphs

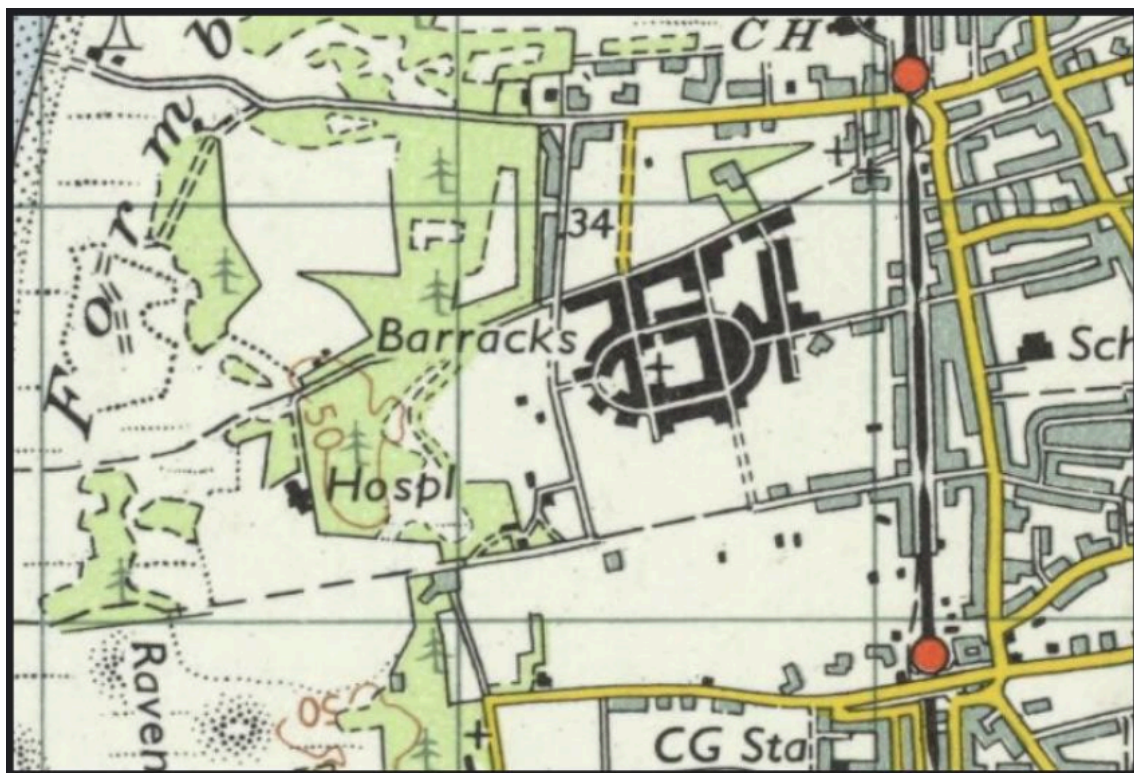
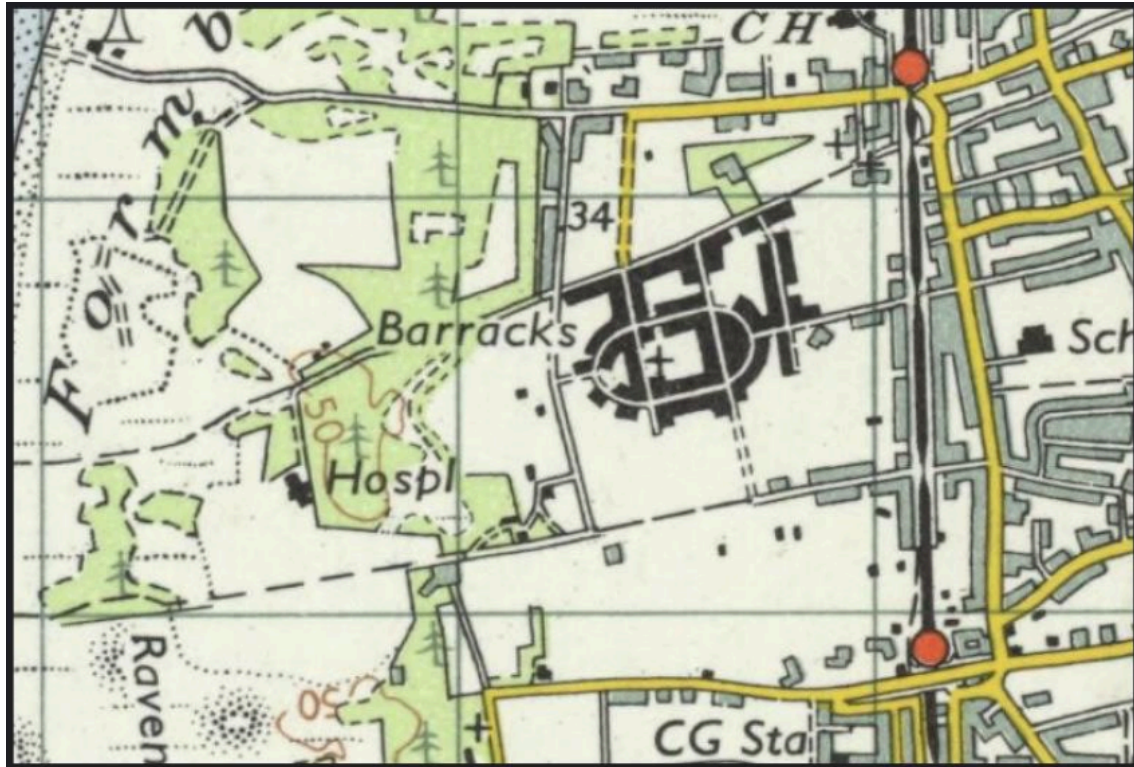
A block graph shows data using blocks. Each block on the graph represents the favourite fruit of one child. You can use the numbers on the left of the graph to work out the total for each fruit.




Bar Charts

A bar chart is like a block graph, but it shows information using a bar.







A Nazi bomb aimer's aerial photo of RAF Woodvale near Southport, issued in October 1942 during the Second World War



A Nazi bomb aimer's aerial photo of RAF Woodvale near Southport, issued in October 1942 during the Second World War