
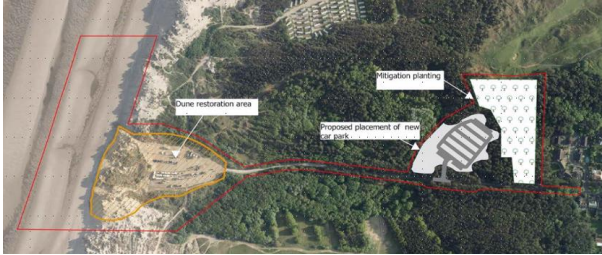


Formby Local History Topic


Lesson 6

National Trust

<p>1. Remind the children of the learning journey so far. Show events again on a large-scale wallpaper timeline.</p> <p>Ask the children which event has not yet been covered on the timeline – added later - Formby National Trust (1967 AD).</p>  A photograph showing a long, narrow table in a room with a wooden floor. A large, white, rectangular object, likely a wallpaper timeline, is laid out on the table. The room has a white wall and a blue bench in the background.	<p>Children gather round a large-scale timeline of Formby.</p> <p>Briefly discuss significant times and events</p> <ul style="list-style-type: none">● Prehistoric footprints at Formby (5000 BC)● Vikings (900 AD)● Lifeboat Station (1776 AD)● Railway (1848 AD)● Formby by the sea (1875 AD)● Formby Asparagus (1907 AD)● Formby Bypass (1937 AD).● Formby National Trust (1967 AD).
<p>2. Show four picture prompts on slideshow to encourage children to consider what makes Formby 'special' and a Site of Special Scientific Interest (SSI).</p>	<p>Pictures of: Pinewoods, Red Squirrel, Beach/Sand Dunes/Natterjack Toads</p>
<p>3. Show National Trust produced video to outline the beauty of Formby</p>	<p>National Trust produced YouTube video - 'What makes Formby so special?' https://www.youtube.com/watch?v=0YWCyhqiUks</p>

<p>4. Show the children a timeline of the National Trust across the United Kingdom with a focus on the fundraising campaign, 'Enterprise Neptune'.</p>	<p>Timeline shown on slideshow. Following link has more detail for independent research: https://www.nationaltrust.org.uk/who-we-are/about-us/the-history-of-the-national-trust</p>
<p>5. Outline of how the National Trust came to Formby in 1967.</p>	<p>Slideshow outlines further information.</p>
<p>6. Further context about the National Trust purchase and the role of C.H.D ('Cubby') Acland.</p>	<p>Slideshow outlines further information.</p>
<p>7. Information provided about the ongoing work of the NT.</p> <p>Key questions: Was Cubby Acland true to his word? Have the National Trust continued their promises made in 1967?</p>	<p>Slideshow outlines further information.</p>
<p>8. Outline some of the current projects at the Formby National Trust. What are the next steps?</p>	 <p>https://www.nationaltrust.org.uk/visit/liverpool-lancashire/formby/the-future-of-formby-project</p>

9. Show current National Trust Leaflet / Map of Formby for the children to analyse the ongoing work of the National Trust further.



<https://nt.global.ssl.fastly.net/binaries/content/assets/website/national/regions/liverpool-lancashire/places/formby/pdf/formby-map.pdf>

10. Using the 'learning journey so far' from point 1, explain the main task to the children:

Children to order the 'key events' in terms of significance by rating them from 1 (Most significant) to 8 (Least significant). Each answer to have an accompanying reason.

Worksheet

EXTENSION

Contact National Trust for a walking tour (guided or self-led) around the different historical sites of the area.

National Trust visitor to come into school to tell more about the work of the NT and/or their history, especially relating to that of Formby.

Formby Civic Society talk/presentation from John Phillips about the following

<https://www.formbybubble.com/single-post/2017/04/22/how-the-national-trust-came-to-formby-in-1967>

National Trust Formby: 01704 878591
chris.hunter@nationaltrust.org.uk

article:

<https://www.formbybubble.com/single-post/2017/04/22/how-the-national-trust-came-to-formby-in-1967>